

Technology at Glance

[Actual Size]



Specifications (EzSensor Classic: IOS-U10IB / IOS-U15IB / IOS-U20IB / IOS-U10VB / IOS-U15VB / IOS-U20VB)

Detector	CMOS
Pixel Size	29.6 μ m
Theoretical Resolution	17 lp/mm
Dynamic Range	12 bit
Active Area (WxL)	Size 1.0 _ 20 x 30mm Size 1.5 _ 24 x 33mm Size 2.0 _ 26 x 36mm
Dimensions (WxLxT)	Size 1.0 _ 25.4 x 36.8mm (1.00 x 1.45 inch) Size 1.5 _ 29.2 x 39.5mm (1.14 x 1.55 inch) Size 2.0 _ 31.3 x 42.9mm (1.23 x 1.69 inch)
Thickness	4.8 mm (0.19 inch)
Cable Length	2.7 m

| Intended use |

Intra-Oral Sensor is intended to collect dental x-ray photons and convert them into electronic impulses that may be stored, viewed and manipulated for diagnostic use by dentists.

vatech

6, Samsung 1-ro 1-gil, Hwaseong-si, Gyeonggi-do, Korea 18449
sales@vatechglobal.com <http://www.vatechglobal.com> 2016/05

vatech



EzSensor Classic™

Your partner for Digital Clinic




4.8 mm, Ultra-slim Design for Easy Positioning

1



Slim CMOS ensures that patients are as comfortable as possible.

- Placing and positioning a sensor in the patient's mouth is still challenging. Over the years, digital sensor technology has improved to achieve patient comfort.
- VATECH R&D Center tested the thickness which minimizes the most pain, and led in technology while using a CMOS chip.



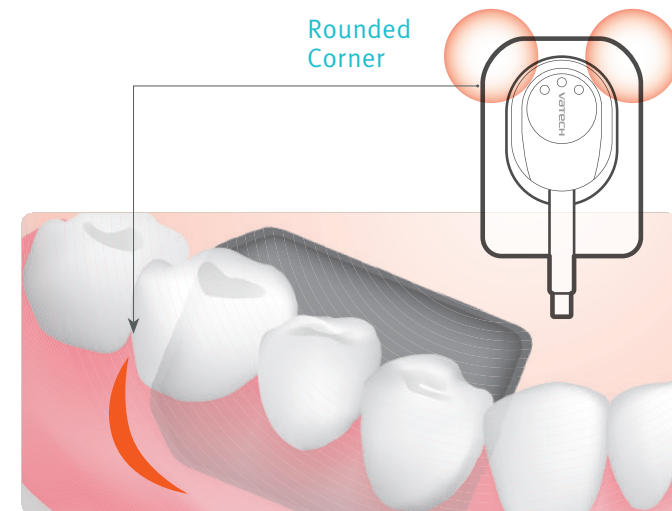
Patient Oriented Design

2



Rounded corner design allows **maximum comfortable** placement against soft tissue.

- Patients feel pain because delicate oral mucosa gets pressure from a hard sensor corner. Rounded corner can reduce that pain. But it has a possibility of reducing active image area. This is the technology that sustains the perfect balance between them.
- Ergonomically designed in 3 different sizes to meet the needs of various cases. The rounded & cut edges provide the best possible comfort for patients. Even more, Vatech's unique size 1.5 fits almost all patients.
- The advantage of a digital sensor is to provide fast and efficient workflow. Direct USB type enables immediate image transfer and highly portable capture.
- EzSensor Classic rated at IP68, the highest level of the Ingress Protection [IP] : Complete Protection Against Dust and Water.



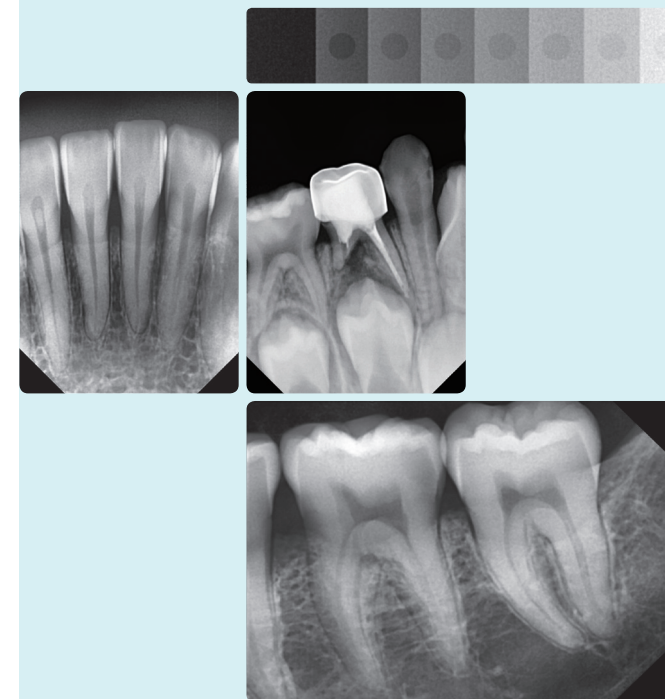
Trustworthy Image

3



EzSensor Classic provides the image for accurate diagnosis and treatment planning.

- EzSensor Classic provides you stable quality through high sensitivity sensor technology. Under a wide range of exposure settings even including old X-ray sources, you can capture diagnosable and consistent images.
- Thanks to the high contrast, it could be possible to look inside different density(opacity) in detail. Moreover you can distinguish interproximal carries from the image easily.



Powerful Consultation

4



EzCodi, The complete solution for your consultation.

- "One animation is worth a thousand words!" EzCodi, 50 sets of clinical case animation make your consultation more powerful and help patients understand better.

EzCodi

