

EzSensor **HD**

Make your operation Easy,
Fast and Professional.



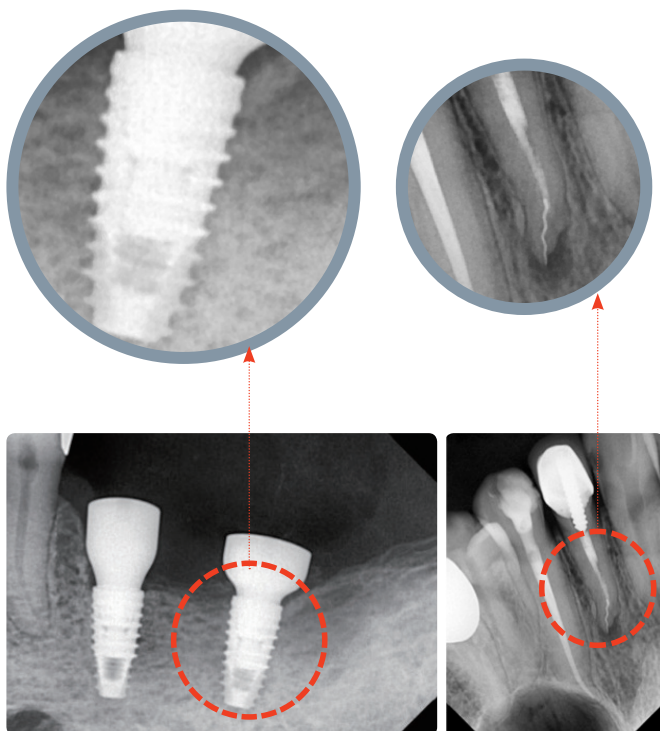
33.78 lp/mm, Experience the High Resolution

1

CLEAR

What is the benefit of the High resolution?

- Image quality is guaranteed by high-definition, a theoretical resolution of 33.78 lp/mm associated to 14.8µm pixel.
- EzSensor HD is providing distinct images possible and combined with noise and artifact reduction, the results are clear and consistent. Furthermore, the image quality has been enhanced by the new intraoral sensor algorithm (VERI Algorithm) and the high sensitivity of the sensor itself. With these images, diagnosis is easy, fast and professional.




4.8 mm, Ultra-slim Design for Easy Positioning

2



Slim CMOS ensures that patients are as comfortable as possible.

- Placing and positioning a sensor in the patient's mouth is still challenging. Over the years digital sensor technology has been improved to achieve patient comfort.
- VATECH R&D Center found out the thickness that minimizes pain from the test, and lead the technology maintaining the thickness while using CMOS chip.



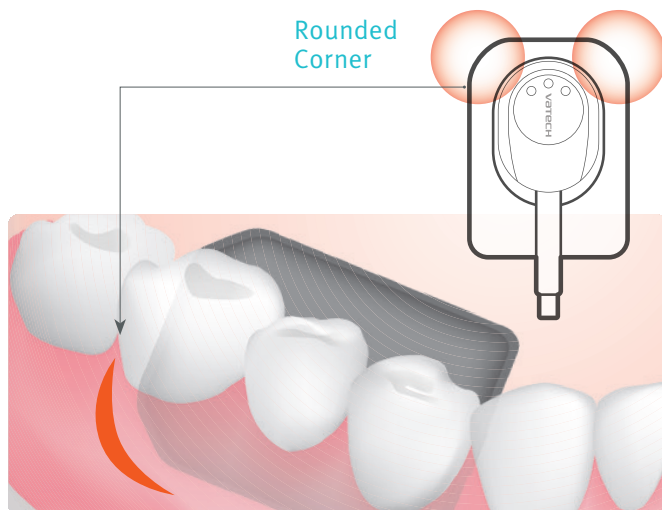
Patient Oriented Design

3



Rounded corner design allows **maximum comfortable** placement against soft tissue.

- Patients feel pain because delicate oral mucosa gets pressure from a hard sensor corner. Rounded corner can reduce that pain. But it has a possibility of reducing active image area. This is the technology that sustains the perfect balance between them.
- Ergonomically designed sensors in 3 different sizes meet the needs of various cases. The rounded & cut edges provide best possible comfort for the patients. The Vatech's unique size 1.5 sensor fits almost all patients.
- The advantage of a digital sensor is to provide fast and efficient Workflow. Direct USB type enables immediate image transfer and highly portable capture. Hermetically sealed waterproof to protect against fluids and contaminants. (IP 68)



Powerful Consultation

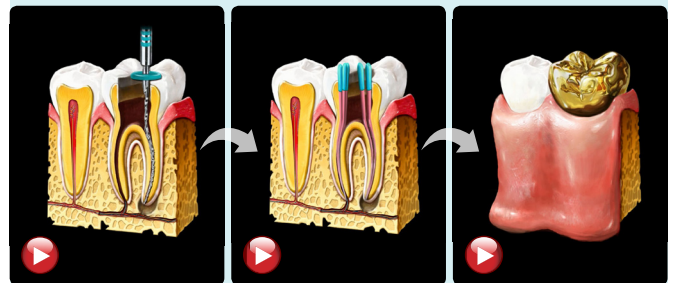
4



EzCodi, The complete solution for your consultation.


- "One animation is worth a thousand words!" EzCodi, 50 sets of clinical case animation make your consultation more powerful and help patients understand better.

EzCodi



Technology at Glance

[Actual Size]



Specifications (EzSensor HD: IOS-U10IF / IOS-U15IF / IOS-U20IF / IOS-U10VF / IOS-U15VF / IOS-U20VF)

Detector	CMOS
Pixel Size	14.8 μ m
Theoretical Resolution	33.78 lp/mm
Dynamic Range	12 bit
Active Area (WxL)	Size 1.0 _ 20 x 30mm Size 1.5 _ 24 x 33mm Size 2.0 _ 26 x 36mm
Dimensions (WxLxT)	Size 1.0 _ 25.4 x 36.8mm (1.00 x 1.45 inch) Size 1.5 _ 29.2 x 39.5mm (1.14 x 1.55 inch) Size 2.0 _ 31.3 x 42.9mm (1.23 x 1.69 inch)
Thickness	4.8 mm (0.19 inch)
Cable Length	2.7 m

* The specifications are subject to change without prior notice.

| Intended use |

Intra-Oral Sensor is intended to collect dental x-ray photons and convert them into electronic impulses that may be stored, viewed and manipulated for diagnostic use by dentists.



13, Samsung 1-ro, 2-gil, Hwaseong-si, Gyeonggi-do, Korea, 18449
 sales@vatechglobal.com <http://www.vatechglobal.com> 2017 / 01